

# Chic Tables tables



## Technical data

### product versions

RH30 - medium table, round Ø 800 mm, h = 660 mm, 4-legged  
RH20 - medium table, round Ø 800 mm, h = 740 mm, 4-legged  
RR40 - restaurant table, round Ø 800 mm, height 480 mm, round base  
RR20 - restaurant table, round Ø 800 mm, height 740 mm, round base  
RR10 - restaurant table, round Ø 800 mm, height 1100 mm, round base  
CS30 - coffee table, square, high, 450 x 450 x 560 mm  
CS40 - coffee table, square, low 800 x 800 x 250 mm  
CR40 - coffee table, round, low, Ø 800 mm  
frame RH30 - table's frame, h = 660 mm  
frame RH20 - table's frame, h = 740 mm  
frame RR40 - table's frame, height 480 mm, round base  
frame RR20 - table's frame, height 740 mm, round base  
frame RR10 - table's frame, height 1100 mm, round base  
frame CS30 - table's frame, h=560 mm  
frame CS40 - table's frame, 800 x 800 x 250 mm  
frame CR40 - table's frame, Ø 800 mm, h=250 mm

### frame

Versions RH - metal frame with cross section fi 18 mm.

Variants:

- black (powder coated)
- metallic (powder coated)
- shiny chrome (chrome)
- satin chrome (chrome)
- white (EPO1, powder coated)
- grey (EPO2, powder coated)
- graphite (EPO3, powder coated)

Versions CS/CR - metal frame fi 14mm

Versions RR - Iron cast base always black.

Column material:

- black (powder coated)
- metallic (powder coated)
- shiny chrome (chrome)
- satin chrome (chrome)
- white (EPO1, powder coated)
- grey (EPO2, powder coated)
- graphite (EPO3, powder coated)

**table top**

Table top made of:

- glass - thickness 10 mm (version CS30 8 mm)

Colours of glass table tops:

G1 (milky glass), G2 (black), G3 (taupe RAL 7044), G4 (grey RAL 7042).

- ceramic - thickness 12 mm

Colours of ceramic table tops:

CER1 (white), CER2 (grey), CER3 (graphite).

- metal - thickness 6 mm (Versions RR, RH, CS30)

Colours of metal table tops:

EPO1 (white), EPO2 (grey), EPO3 (graphite).

- natural modified veneer - thickness 12 mm

Colours of natural modified veneers (HM):

HM10 (bleached oak), HM11 (classic oak),  
HM12 (cardinal oak), HM20 (venge classic),  
HM30 (teak)

Option of mixing any colours of table top and frame.

**glides**

Versions RH/RR

- standard - hard glides (for soft floors)
- option - felt glides (for hard floors)
- option - teflon glides (universal)

Version CS/CR

- transparent, universal

**net weight**

Table top metal:

RH30 - 31 kg  
RH20 - 31,5 kg  
RR40 - 41,5 kg  
RR20 - 42,0 kg  
RR10 - 42,5 kg  
CS30 - 15,5 kg

Table top glass:

RH30 - 19,0 kg  
RH20 - 19,5 kg  
RR40 - 27,5 kg  
RR20 - 28,0 kg  
RR10 - 28,5 kg  
CS30 - 9,5 kg  
CS40 - 21,0 kg  
CR40 - 16,5 kg

Table top ceramics:

RH30 - 19,0 kg  
RH20 - 19,5 kg  
RR40 - 32,5 kg  
RR20 - 33,0 kg  
RR10 - 33,5 kg  
CS30 - 10,0 kg  
CS40 - 22,0 kg

CR40 - 17,5 kg  
Table top HM:  
RH30 - 11,0 kg  
RH20 - 11,5 kg  
RR40 - 21,5 kg  
RR20 - 22,0 kg  
RR10 - 22,5 kg  
CS30 - 6,0 kg  
CS40 - 10,0 kg  
CR40 - 8,0 kg  
frame RH30 - 6,5 kg  
frame RH20 - 7,0 kg  
frame RR40 - 17,5 kg  
frame RR20 - 18,0 kg  
frame RR10 - 18,5 kg  
frame CS30 - 4,5 kg  
frame CS40 - 4,5 kg  
frame CR40 - 3,5 kg

**gross weight**

Table top metal:  
RH30 - 36,0 kg  
RH20 - 36,5 kg  
RR40 - 50,0 kg  
RR20 - 50,5 kg  
RR10 - 51,0 kg  
CS30 - 17,0 kg

Table top glass:  
RH30 - 24,0 kg  
RH20 - 24,5 kg  
RR40 - 36,0 kg  
RR20 - 36,5 kg  
RR10 - 37,0 kg  
CS30 - 11,0 kg  
CS40 - 24,0 kg  
CR40 - 19,0 kg

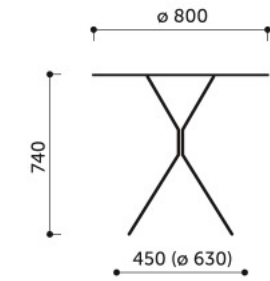
Table top ceramics:  
RH30 - 24,0 kg  
RH20 - 24,5 kg  
RR40 - 41,0 kg  
RR20 - 41,5 kg  
RR10 - 42,0 kg  
CS30 - 11,5 kg  
CS40 - 25,0 kg  
CR40 - 20,0 kg

Table top HM:  
RH30 - 16,0 kg  
RH20 - 16,5 kg  
RR40 - 30,0 kg  
RR20 - 30,5 kg  
RR10 - 31,0 kg  
CS30 - 7,5 kg  
CS40 - 13,0 kg  
CR40 - 10,5 kg  
frame RH30 - 8,0 kg  
frame RH20 - 8,5 kg  
frame RR40 - 19,5 kg  
frame RR20 - 20,0 kg  
frame RR10 - 20,5 kg  
frame CS30 - 5,5 kg  
frame CS40 - 5,5 kg  
frame CR40 - 4,5 kg

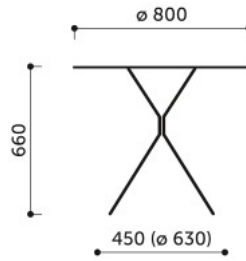
**additional**

There is possibility of buying the table frame for assembly of different table tops. Frame in Tables RH is dedicated for assembly table tops made only from chipboard, plywood or wood. Self-assembly is not possible in case of glass table tops. Maximum parameters of the table top: diameter 800 mm, weight 7 kg.

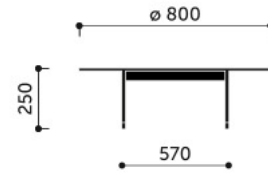
Dimensions



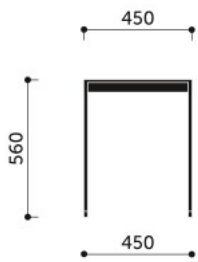
RH20



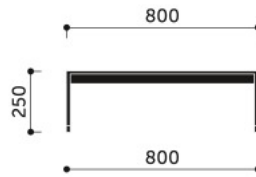
RH30



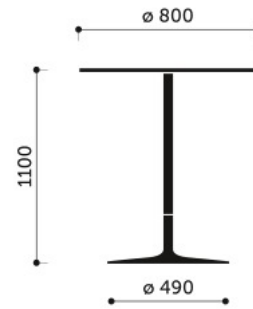
CR40



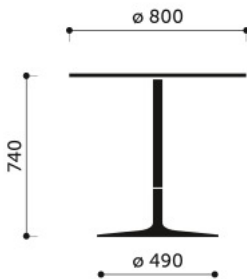
CS30



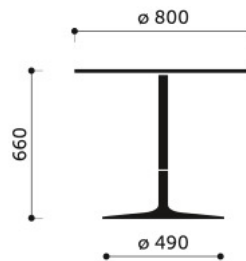
CS40



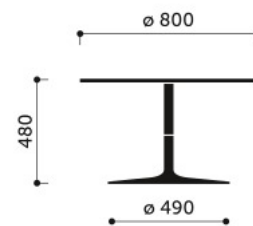
RR10



RR20



RR30



RR40