

# NOVA

Technical information



## Quality standard

LST EN 527-1:2011  
LST EN 527-2:2017

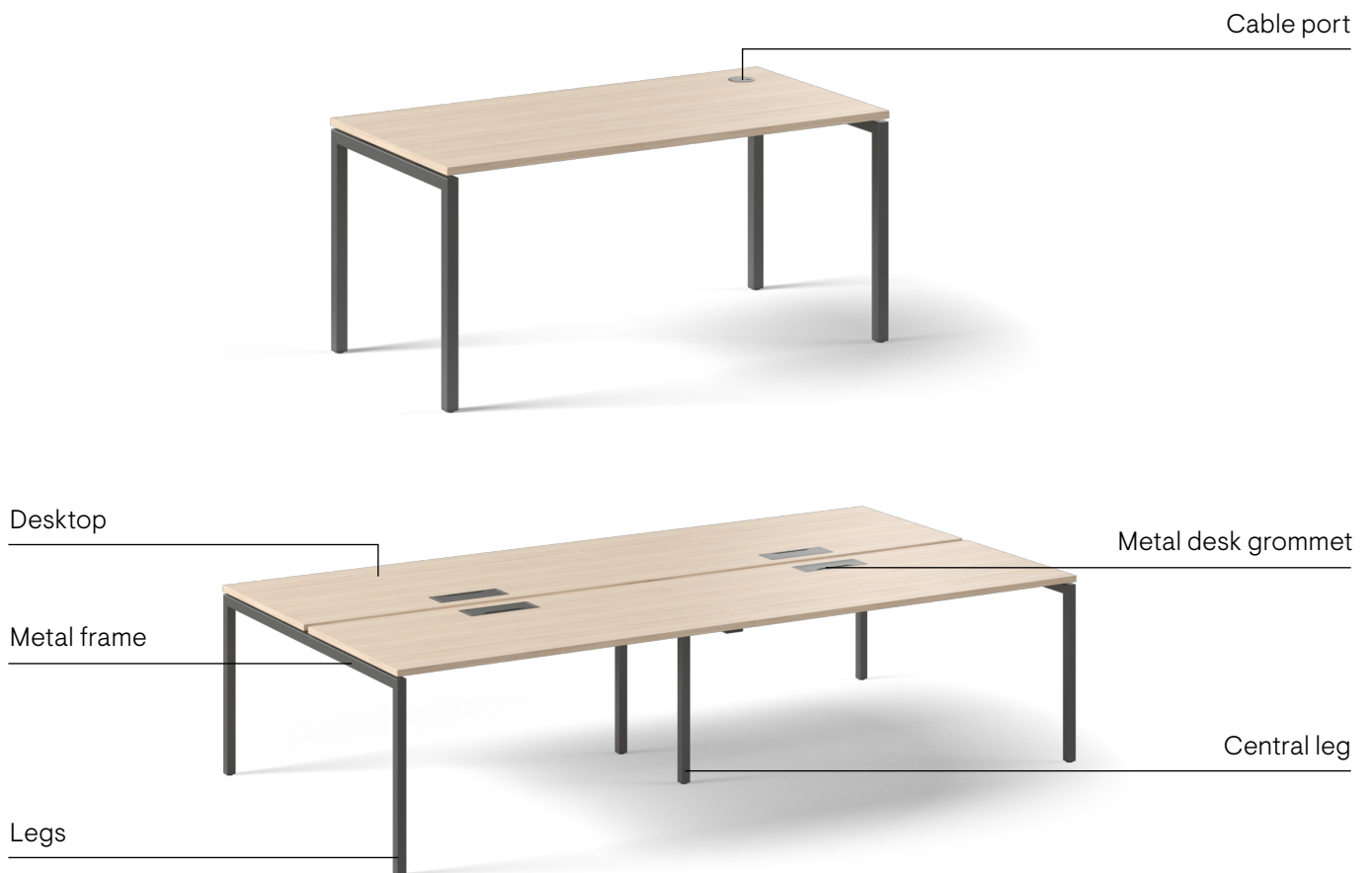
## 10 year Warranty

See Warranty statement

---

## Other documents available for this product

Technical information for NOVA meeting & occasional tables  
NARBUTAS product care guide



---

# Technical information

## Types

- Single desks (1)
- Desk benches (2)
- Supplementary units (3)

1



2



3



### MFC (melamine) desktop

- 25 mm thick with 2 mm ABS edging;
- With or without cut-out(s) for a rectangular grommet or for a round cable port;
- 10 mm gap between the legs and desktop;
- 40 mm gap between the desktops in back-to-back desk benches (depth of benches – 1440/1640 mm);
- “Metal to metal” construction.

### Metal frame

- Welded metal tube – 40x20 mm;
- With welded metal plates for leg fixing;
- Powder-coated metal, color matches the legs.

### Legs

- Welded metal tube – 40x40 mm;
- Powder-coated metal;
- Plastic feet with height levelling (+10 mm).
- Four leg types available: U, A, O, H.

### Central leg (only for supplementary units and benches)

- Welded metal structure of rectangular 40x80 mm and 40x40 mm metal tubes;
- Powder-coated metal;
- Plastic feet with height levelling (+10 mm).
- Only one leg type: U.

## Leg type

U



A



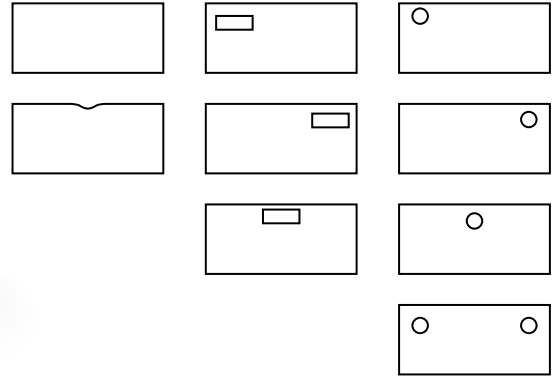
O



H



## Desktop type



## Electrical accessories\*

### Rectangular metal desk grommet (1)

- Grommet dimensions – 317x119 mm, H=29 mm;
- Powder-coated metal;
- Cut-out size – 300x110 mm.

### Cable port (2)

- Cable port dimensions – D=88, H=24;
- Colored plastic;
- Cut-out size – D=80.

### Power socket blocks (3)

### Cable trays (4)

### Cable clips (5)

### Cable duct (6)

\*Information about available accessories for this range can be found in our product pricelists.

1



2



3



4



5



6

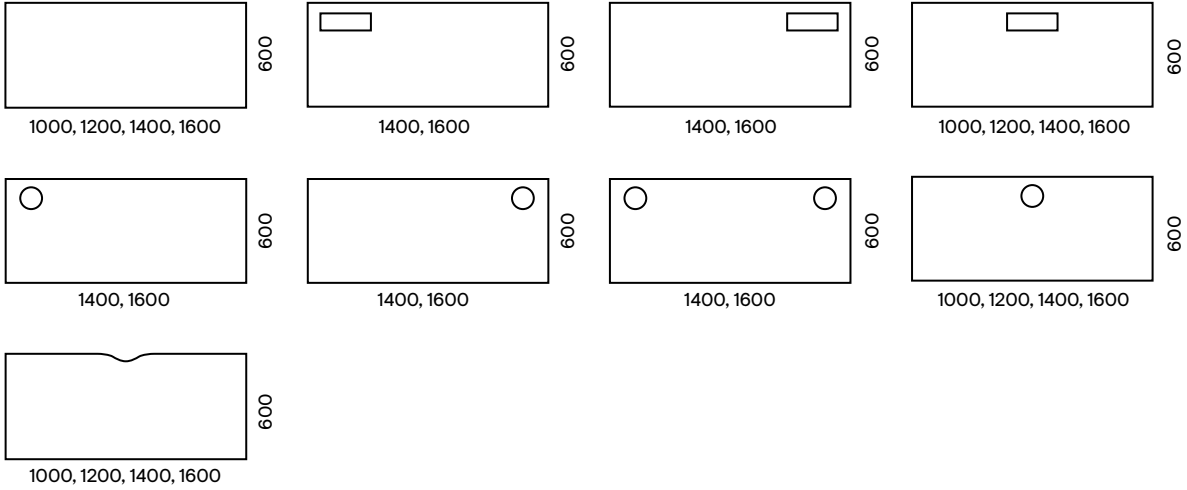


# Range

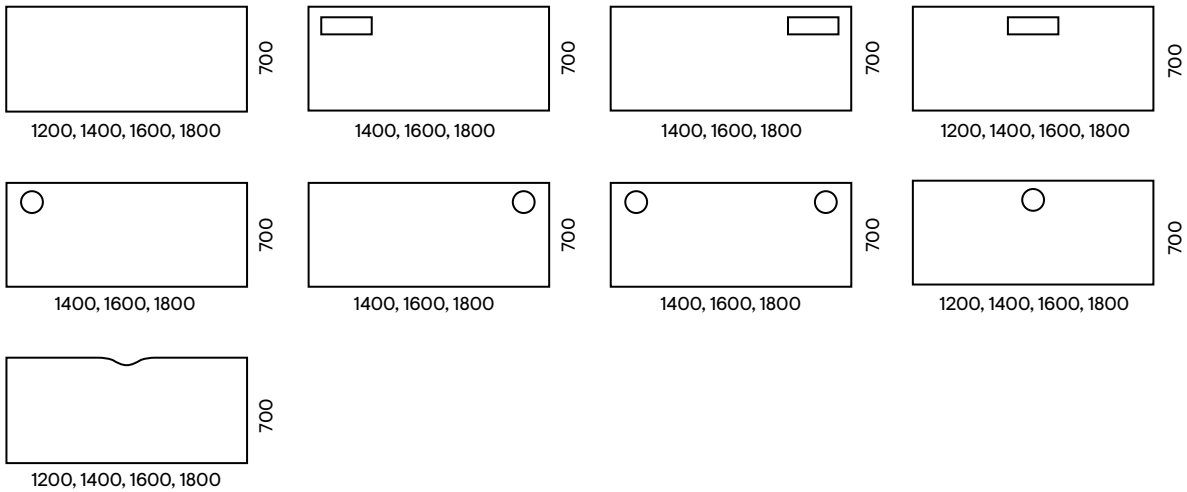
## Single desks

### NOVA U, NOVA A, NOVA O

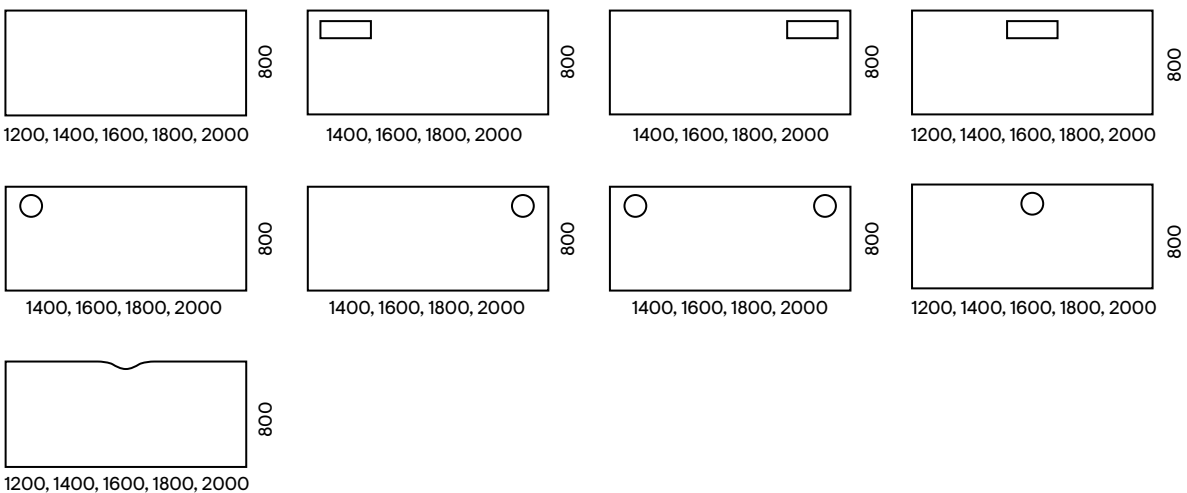
#### Single desks 600 mm depth



#### Single desks 700 mm depth

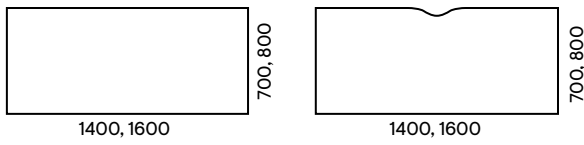


#### Single desks 800 mm depth



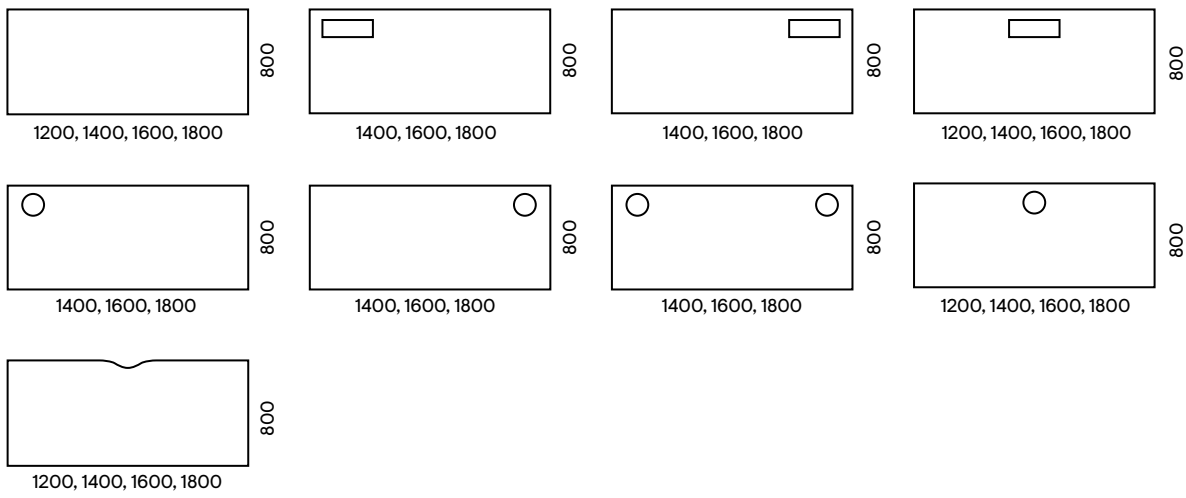
# NOVA U Slide (desk with sliding desktop)

Single desks 700/ 800 mm depth



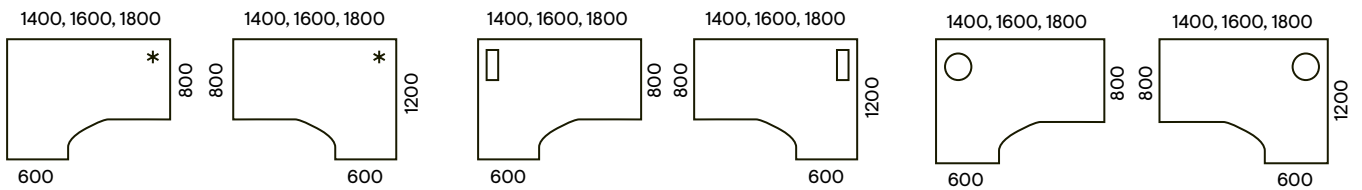
# NOVA H (manual height adjustable desk)

Single desks 800 mm depth

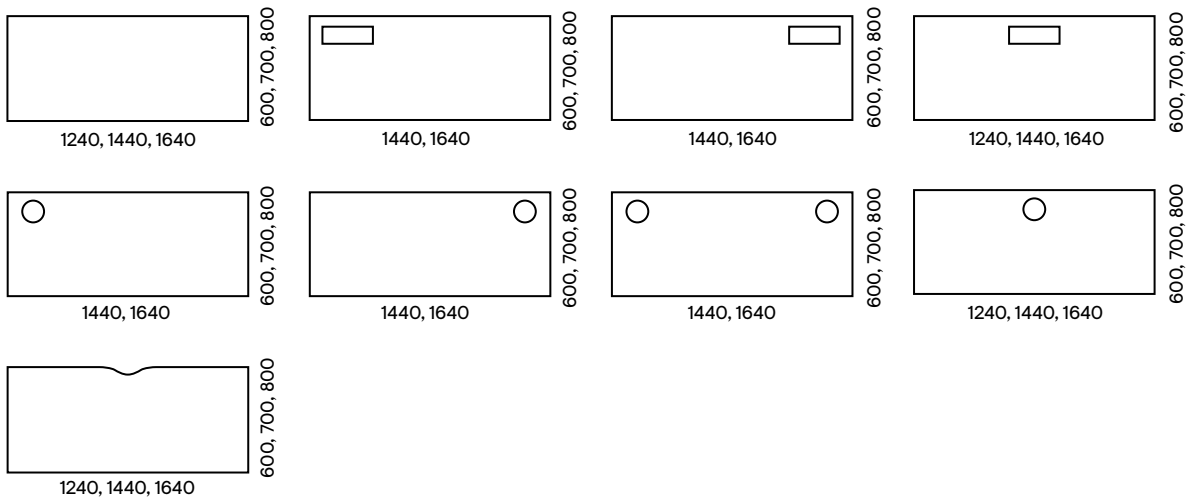


# NOVA U, NOVA A, NOVA O

Crescent desks



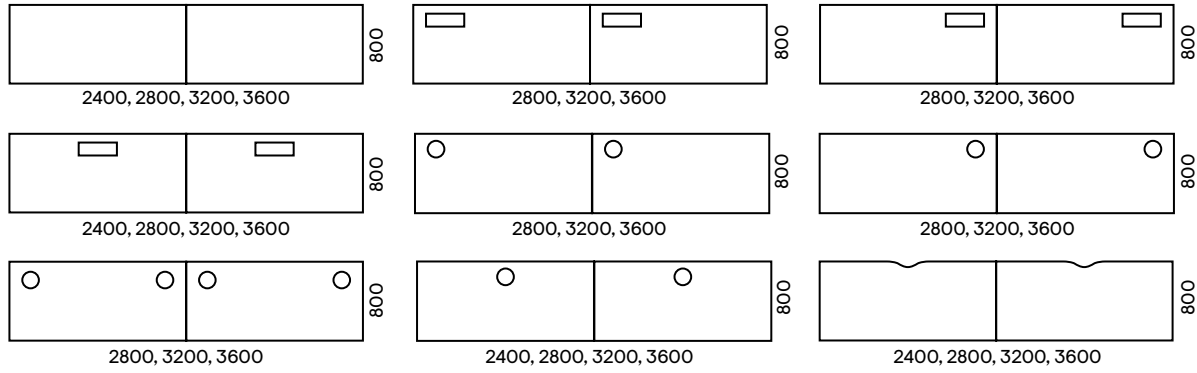
End desks for desk benches 600/ 700/ 800 mm depth



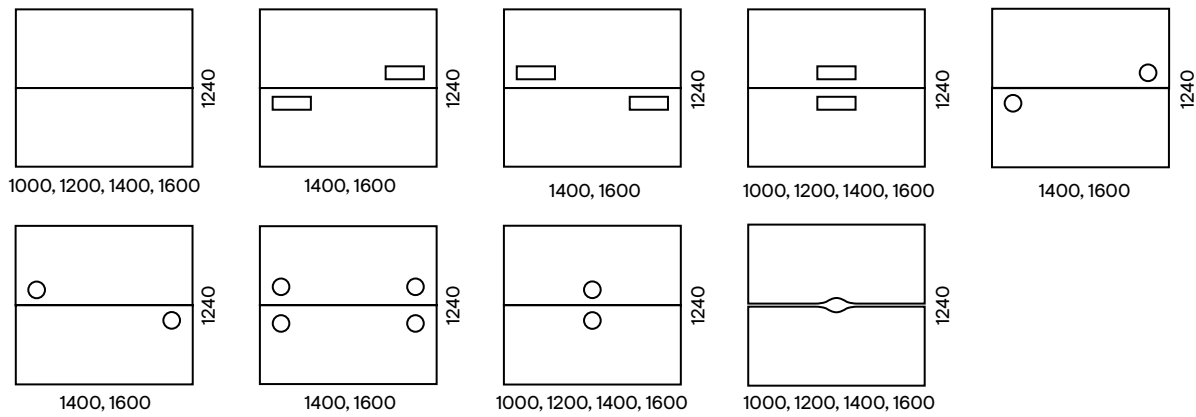
## Desk benches

# NOVA U, NOVA A, NOVA O

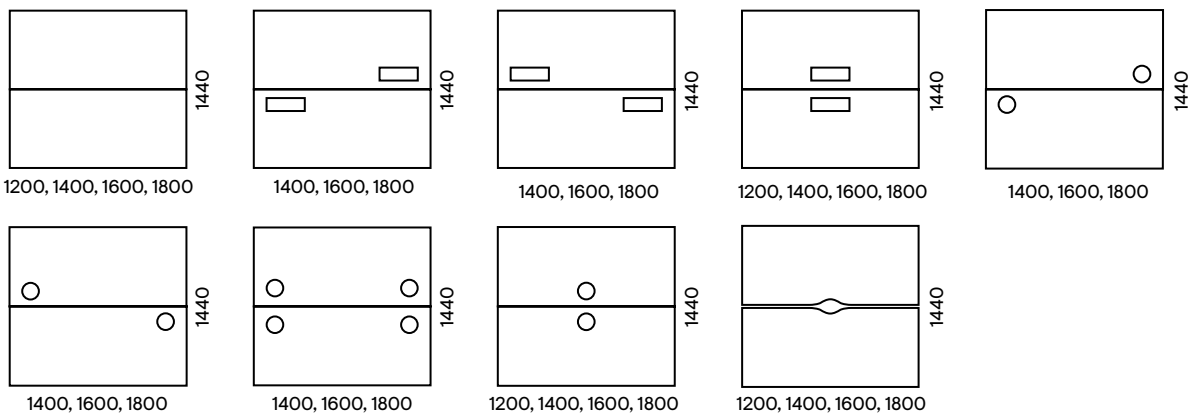
### Single row benches



### 2-desk benches 1240 mm depth

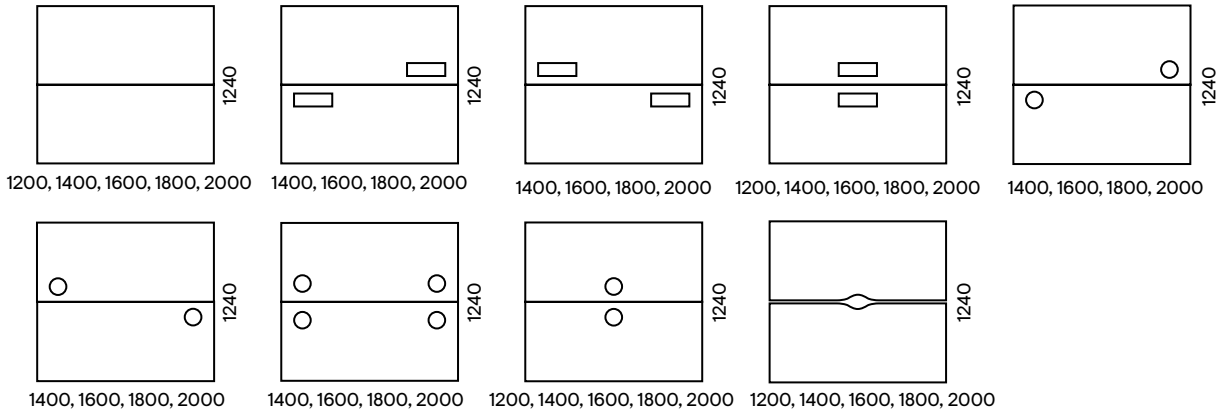


### 2-desk benches 1440 mm depth



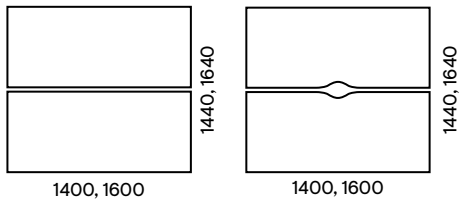


2-desk benches 1640 mm depth



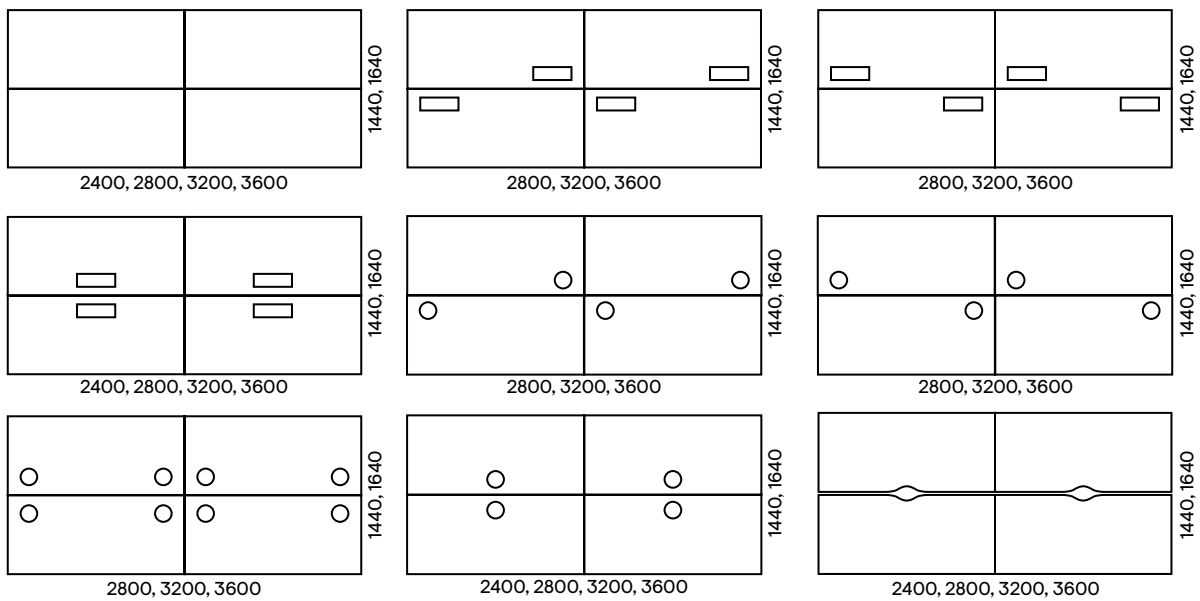
NOVA U Slide

2-desk benches 1440/ 1640 mm depth



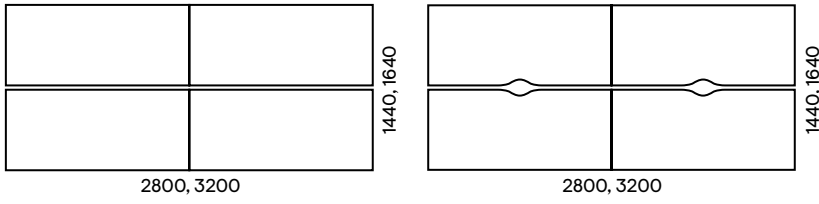
NOVA U, NOVA A, NOVA O

4-desk benches 1440/ 1640 mm depth



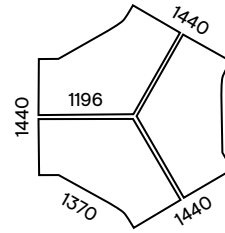
# NOVA U Slide

4-desk benches 1440/ 1640 mm depth



# NOVA U

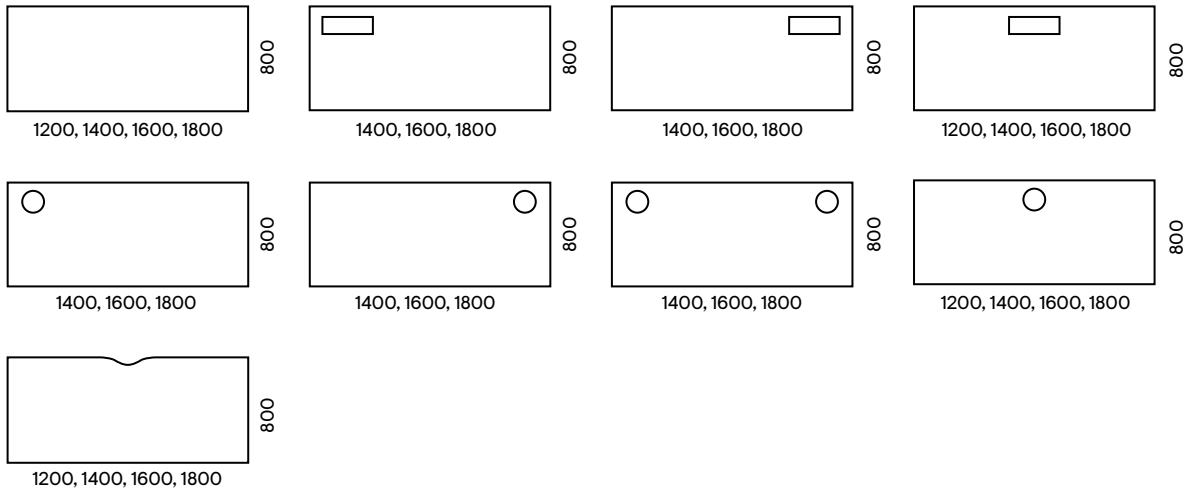
3-desk benches



## Supplementary units

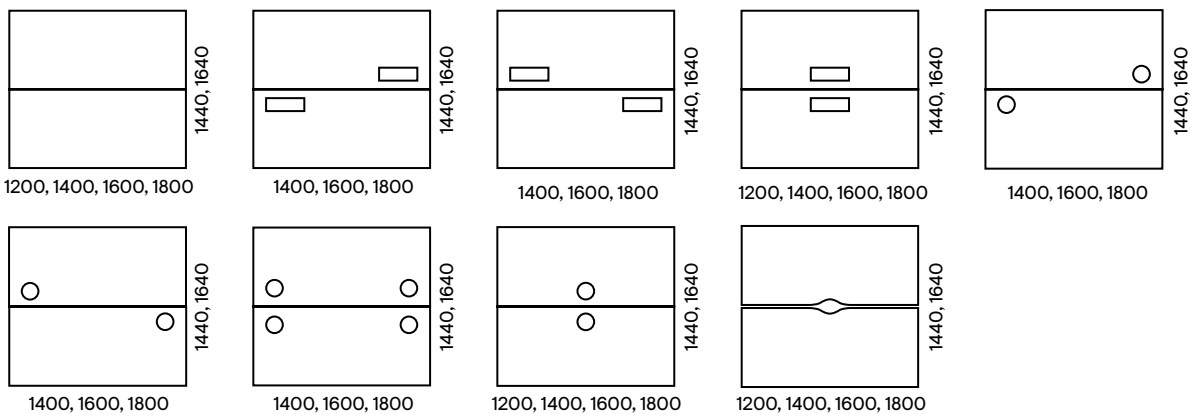
### NOVA U, NOVA A, NOVA O

Supplementary units for single row 2-desk benches 800 mm depth



# NOVA U

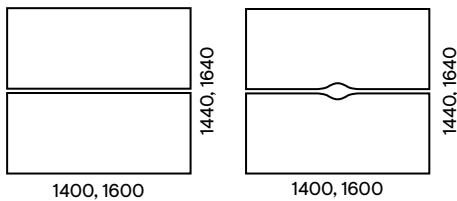
Supplementary units for 4-desk benches 1440/ 1640 mm depth



! Please note that NOVA U supplementary units for 4-desk benches are suitable for NOVA U, A, O.

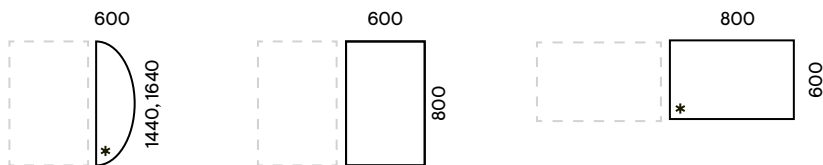
# NOVA U Slide

Supplementary units for 4-desk benches 1440/ 1640 mm depth



# NOVA U, NOVA A, NOVA O

Return tables



\* Only available with one type of leg.

## Additional information

- Easy to assemble and disassemble – “metal to metal” construction.
- If there is a need to increase the number of workplaces, a maximum of five supplementary units can be used in one combination.
- Supplementary units for 4-desk benches suitable for NOVA U, NOVA A, NOVA O are only available with a U-shaped leg.
- The cut-out positions on the L/H side, R/H side or L/H and R/H side (double cut-out) on NOVA desks, desk benches, end desks for desk benches and supplementary units are only possible in desktops with lengths of 1400 mm and larger. Side cut-outs are not possible in desktops with lengths of 1000, 1200 and 1240 mm.
- Modesty panel cannot be mounted on a desk with a cut-out for the ZNZ010 grommet in the L/H or R/H positions.
- When ordering a desk with a cut-out, the grommet or cable port must be ordered separately.
- NOVA desks can have different color combinations of melamine and ABS edges.



M1J4  
White melamine / Black edging



N2J4  
Cubanit grey melamine / Black edging



D4J4  
Dark walnut melamine / Black edging



J4P17  
Black melamine / Oak plywood edging



M1D2  
White melamine / Amber oak edging



D2M1  
Amber oak melamine / White edging



M1P17  
White melamine / Oak plywood edging



N3P17  
Pearl grey melamine / Oak plywood edging



N2P17  
Cubanit grey melamine / Oak plywood edging