

# ARQUS

Technical information



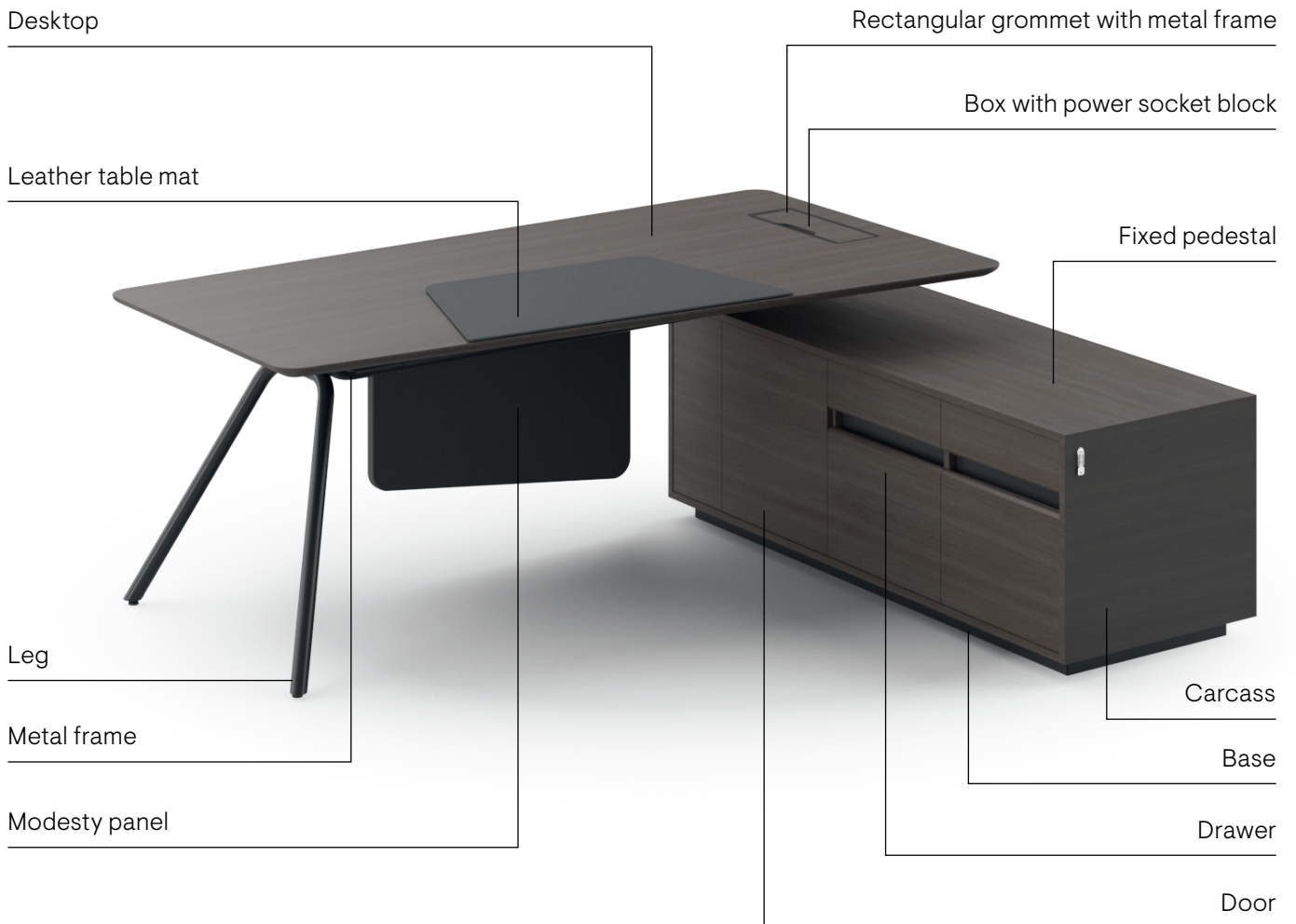
## Other documents available for this product

Technical information for ARQUS executive meeting tables

Technical information for ARQUS executive cabinets

## 10 year Warranty

See Warranty statement



# Technical information

## Types

- Executive desk (1)
- Executive desk with fixed pedestal (2)

## Desks

### Desktop

- 30 mm chipboard covered in veneer with solid wood profile edging;
- Grain direction runs the length of the desktop;
- Rectangular or trapezoid shape.

### Metal frame

- Round metal structure made of Ø40 mm tube;
- Cut-outs in one of the two tubes for attachment of the modesty panels;
- Connects between the legs or between the leg and support (desks with a pedestal);
- Powder coated metal.

### Legs

- Bent and welded round metal structure made of Ø40 mm tube;
- Connects with the frame and desktop;
- Powder coated metal;
- Plastic feet with height levelling (+10 mm).

### Support (for desks with a pedestal only)

- Bent and welded round metal structure made of Ø40 mm tube;
- Connects with the frame, desktop and pedestal;
- Powder coated metal.

### Rectangular grommet with a metal frame

- 13 mm veneer cover, grain direction matched with the desktop;
- Grommet dimensions – 370x120 mm;
- Hinges with a soft-closing function;
- Steel metal frame – 13 mm width on top, flush with the desktop's surface; powder coated metal;
- Metal frame dimensions – 400x150 mm.

### Box with built-in power socket block

- Metal box dimensions – 385x130, H=120 mm;
- Powder coated metal;
- Integrated power block with 3 AC power sockets 100-240 V.

1



2



## Fixed pedestals

### Carcass

- 18 mm MDF covered in veneer with four drawers and two closed storage spaces.

### Drawers

- Facades are made of 18 mm MDF covered in veneer with one solid wood profile edging;
- Drawer box is made of 12 mm chipboard covered in veneer;
- Full extension drawers with hidden runners, handleless opening;
- Lockable top corner drawer with bottom covered in leather;
- Load capacity – 20 kg.

### Doors

- 18 mm chipboard in veneer, push-to open-mechanism;
- Enclosed space behind the side doors for cable management (not designed to use on a daily basis);
- One adjustable shelf behind the centre doors (vertically by 192 mm).

### Base

- Welded metal rectangular structure of 50x20 mm tubes;
- Powder coated metal;
- Plastic feet with height levelling (+10 mm).

## Accessories (optional)

### Modesty panel (1)

- MDF board upholstered with genuine leather;
- Connects to desk frame with holders of the 3 mm powder coated metal.

### Leather table mat (2)

- Genuine leather;
- Does not require any fixing.

### File railing (3)

- Set for one bottom drawer;
- Suitable for EU / UK / US file standards.

1



2

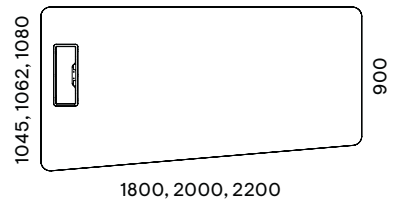




3

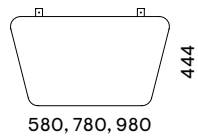
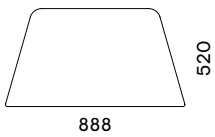


# Range

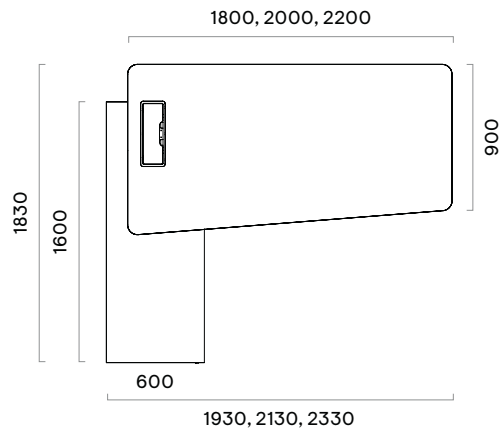
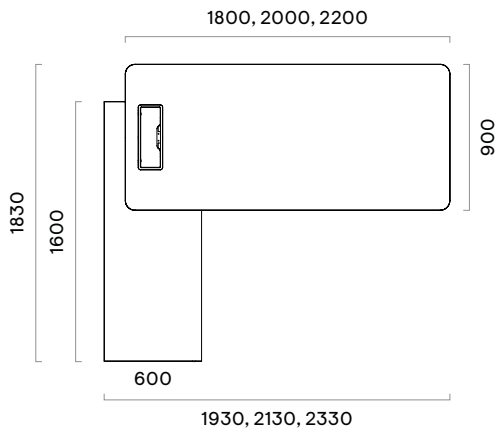
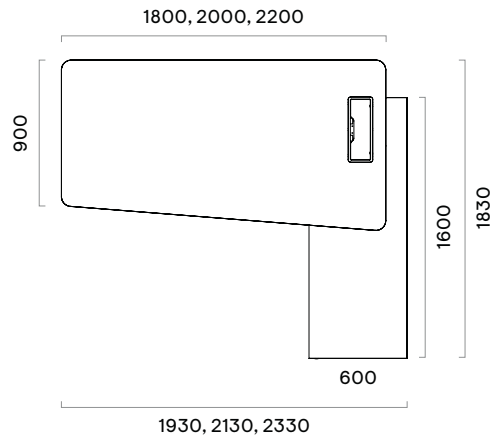
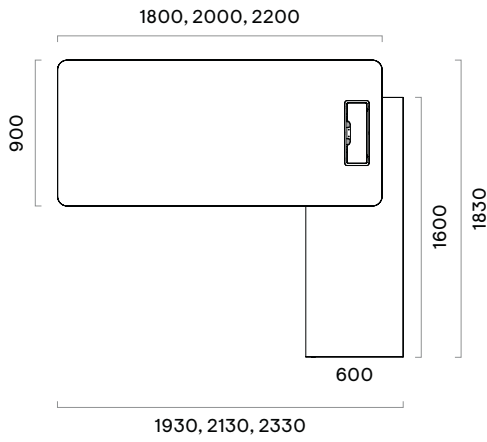
## Desks



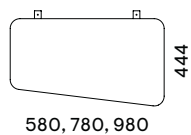
## Accessories



## Desks with pedestals



## Accessories





---

## Additional information

- Desk with rectangular desktop can be assembled as R/H or L/H according to the position of the grommet.



- Convenient electrical solutions for wire management. All the desks are equipped with a grommet and box with a built-in power socket block (3 x AC power sockets). The cable from the power socket block is routed down into the fixed pedestal and can be routed through the special cut-outs in the side of the pedestal's metal base, if needed.



- Fixed pedestals consist of 2 small drawers (top corner drawer is lined with a leather mat), 2 large drawers and doors opened with a push-to-open mechanism. Lock is located on the side of the pedestal.



!

Always arrives fully assembled, except the pedestal base.

- Fixed pedestal bottom drawer can be converted into a file drawer (file rails must be ordered separately). Pedestal rail system is universal and is suitable for EU/UK/US file standards.



!

Important: Furniture with natural veneer décor is sensitive to direct sunlight and colour tone changes can occur over time. Adding new veneer items to the same space as existing veneer products of the same design might result in veneer colour tone variations. Veneer must be protected from deep scratches, intense light and prolonged exposure of liquid stains. It is recommended to follow the veneer cleaning and care instructions.