

Tera technical specification



MDD has a leading position among manufacturers of office furniture with many awards that prove quality and continuously increase demand for its products.

The realities of today's market require constant quality improvement at all levels of modern organization. This applies in particular to customer service, marketing, quality of products and also to quality of processes within the company. Partnership relations among employees and with business partners form a base of economic growth and success of the company.

Constant investments in innovative machinery park, optimization of management systems and an expansion of production halls allow to minimize the lead times for the product of the highest quality.

More than twenty years of experience in office furniture industry come with reference from a long list of companies and institutions to show their appreciation for an efficient and comprehensive service.

MDD is highly aware of the environment.

Being located in the forest region with lake by its side, MDD takes the nature seriously and invests constantly in a modern and energy-efficient solutions to preserve the local life. Company puts emphasis on waste segregation and recycling. MDD has been awarded for the exceptional care and involvement in waste disposal. All materials used are environmentally friendly and enjoy a high 95 % rate of being recycled.



General informations:

Warranty:

MDD products - **5 years.**

Electrical components and fabric - **2 years.**

Certificate - MFC:



Boards density:

12 mm - 690 - 750 kg/m³

18 mm - 650 - 690 kg/m³

28 mm - 610 - 630 kg/m³

36 mm - 610 - 630 kg/m³

Assembly:

product delivered in separate elements

Packing:

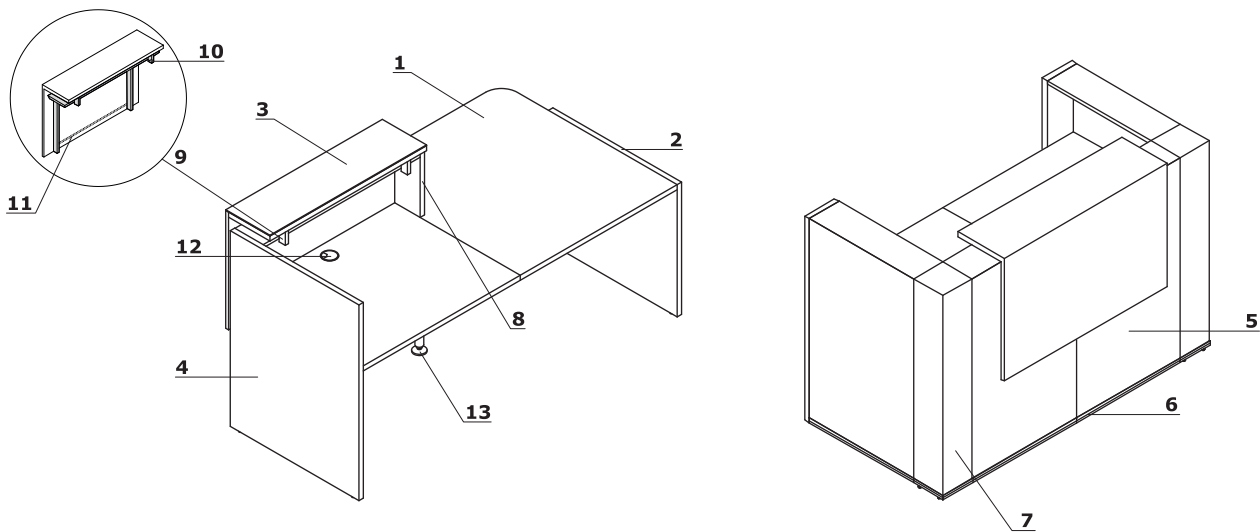
cartboard, perforated plastic mesh wrap,

bubble wrap

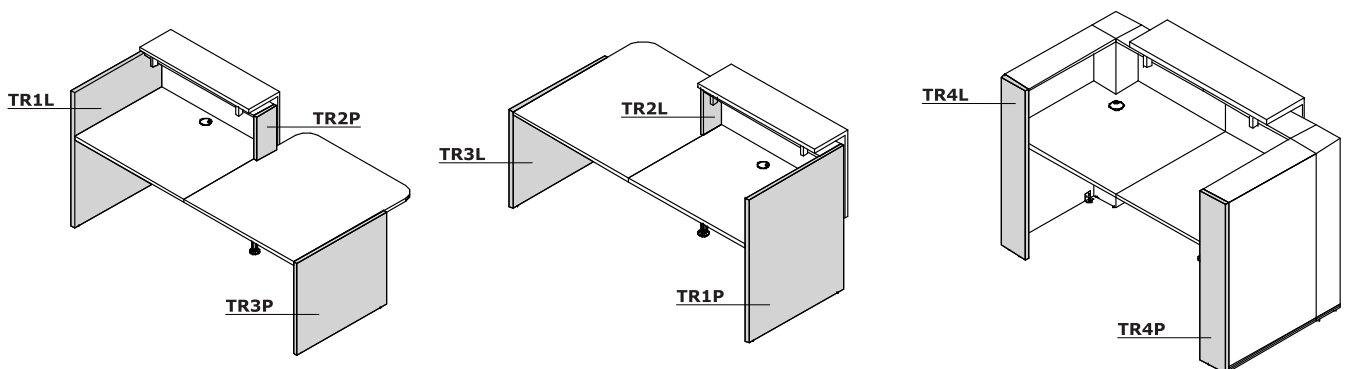
Tera	Date of preparation 21.09.2020	The data contained in this document is valid in the day of its preparation. Change of the product, as long as it does not affect the basic features of it, does not require consistent updates of the document.	page 2/7 general informations
------	-----------------------------------	---	---

Technical specification

1. **Worktop** - MFC 28 mm, ABS edge
2. **Low side panel** - MFC 28 mm, ABS edge
3. **Top element** - top MFC 28 mm + Glass LACOBEL 4 mm, front MFC 18 mm, coated with HPL gloss
4. **High side panel** - MFC 28 mm, ABS edge
5. **Front** - MFC 18 mm, ABS edge
6. **Decorative stripe** - PVC, colour: M009 - aluminum semi-matt
7. **Corner unit** - melamine board covered with HPL - gloss
8. **Side panel linking low and high fronts** - MFC 28 mm, ABS edge
9. **Frame to optional top element with lightening** - metal powder-coated, white colour
10. **Light switch**
11. **LED illumination** - cold white color (verging on the blue shade)
12. **Cable grommets** - Ø80 mm
13. **Supporting leg NL41** - required for connecting the tops

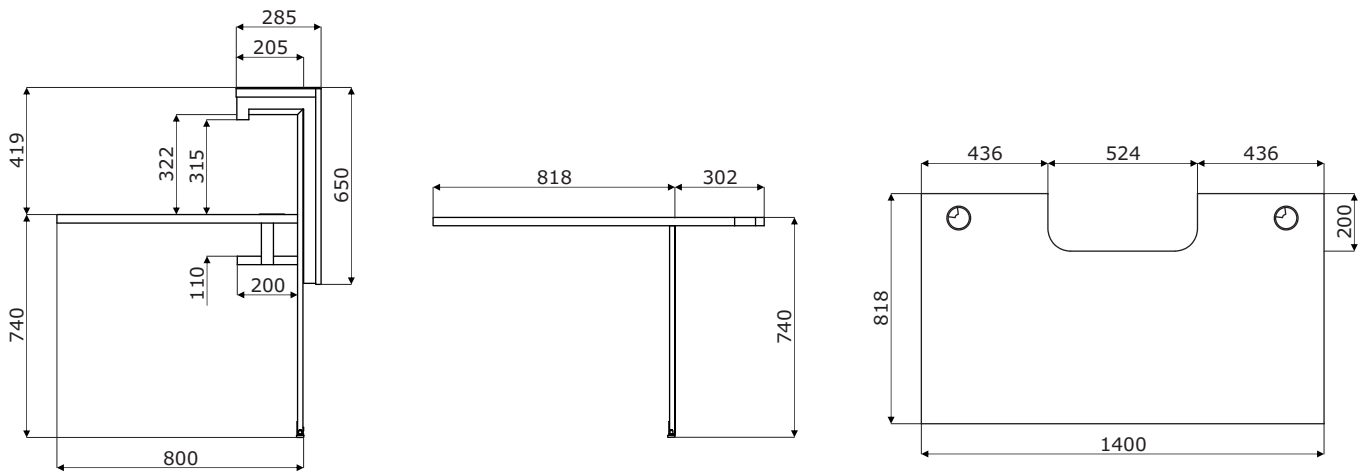


Ending elements application

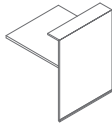
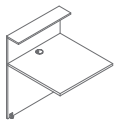


Tera	Date of preparation 21.09.2020	The data contained in this document is valid in the day of its preparation. Change of the product, as long as it does not affect the basic features of it, does not require consistent updates of the document.	page 3/7 technical specification
------	-----------------------------------	---	-------------------------------------

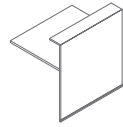
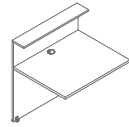
Dimensions



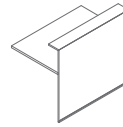
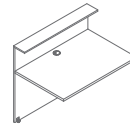
Composition elements *



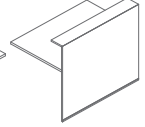
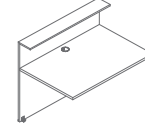
TR08
800 / 818 / 1090
25 kg



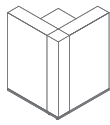
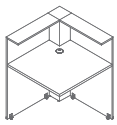
TR10
1000 / 818 / 1090
32 kg



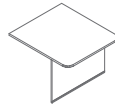
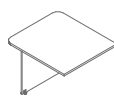
TR12
1200 / 818 / 1090
36 kg



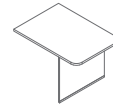
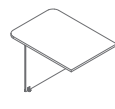
TR14
1400 / 818 / 1090
38 kg



TR90
818 / 818 / 1090
36 kg



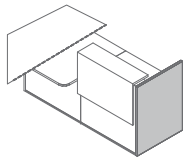
TR11
1000 / 1120 / 740
30 kg



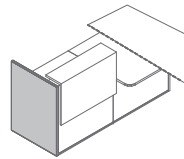
TR18
800 / 1120 / 740
24 kg



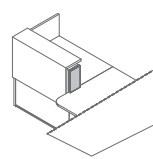
TR99
1000 / 282 / 650
17 kg



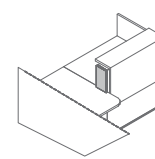
TR1L
28 / 820 / 1090
17 kg



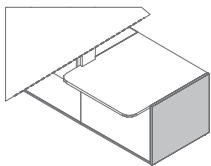
TR1P
28 / 820 / 1090
17 kg



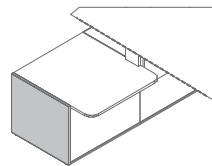
TR2L
28 / 182 / 350
1.5 kg



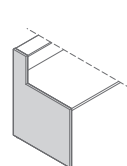
TR2P
28 / 182 / 350
1.5 kg



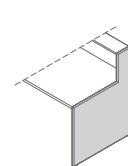
TR3L
28 / 820 / 740
12 kg



TR3P
28 / 820 / 740
12 kg



TR5L
28 / 820 / 1090
13.5 kg

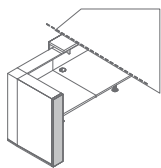


TR5P
28 / 820 / 1090
13.5 kg

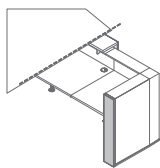
* dimensions expressed in millimeters: width x depth x height

Tera	Date of preparation 21.09.2020	The data contained in this document is valid in the day of its preparation. Change of the product, as long as it does not affect the basic features of it, does not require consistent updates of the document.	page 5/7
			products

Composition elements *



TR4L
28 / 182 / 1090
4 kg

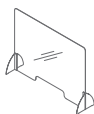


TR4P
28 / 182 / 1090
4 kg



NL41
585 / 142 / 712
2 kg

Sneeze guard *




NPX1
1000 / 250 / 750
3 kg

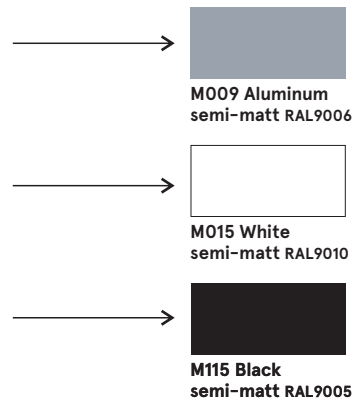
* dimensions expressed in millimeters: width x depth x height

Tera	Date of preparation 21.09.2020	The data contained in this document is valid in the day of its preparation. Change of the product, as long as it does not affect the basic features of it, does not require consistent updates of the document.	page 6/7
			products

Upper top, worktop, body, front, ending elements

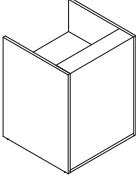
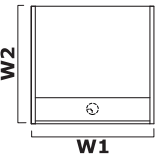


Supporting leg

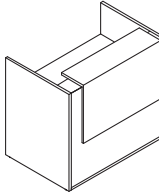
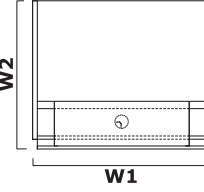


Corner unit, top - HPL

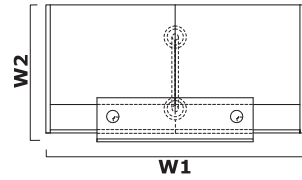
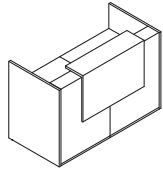


 		Dimensions					kg m3 pcs	Composition elements
		W1	W2	D1	D2	H		
TRA13		856	820			1090	59 kg 0.124 m3 3 pcs	TR1L+TR08+TR1P

Extra charge						

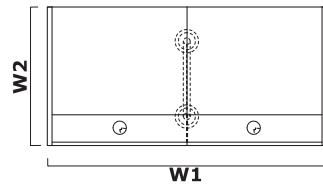
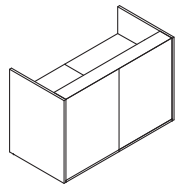
 		Dimensions					kg m3 pcs	Composition elements
		W1	W2	D1	D2	H		
TRA14		1056	877			1159	83 kg 0.32 m3 4 pcs	TR1L+TR10+TR99+TR1P
TRA15		1256	877			1159	87 kg 0.332 m3 4 pcs	TR1L+TR12+TR99+TR1P
TRA16		1456	877			1159	89 kg 0.344 m3 4 pcs	TR1L+TR14+TR99+TR1P

Extra charge						
Monitor shelf x1						
	X					
	X					
	X					



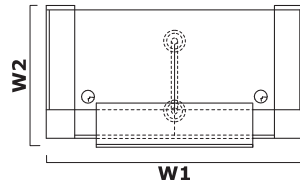
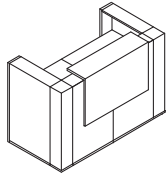
Symbol		Dimensions					kg m3 pcs	Composition elements
		W1	W2	D1	D2	H		
TRA17		1656	877			1159	103 kg 0.425 m3 6 pcs	TR1L+2xTR08+TR99+TR1P+NL41
TRA18		2056	877			1159	117 kg 0.449 m3 6 pcs	TR1L+2xTR10+TR99+TR1P+NL41
TRA19		2456	877			1159	125 kg 0.473 m3 6 pcs	TR1L+2xTR12+TR99+TR1P+NL41
TRA20		2856	877			1159	129 kg 0.498 m3 6 pcs	TR1L+2xTR14+TR99+TR1P+NL41

Extra charge						
Monitor shelf x1	Monitor shelf x 2					
X	X					
X	X					
X	X					



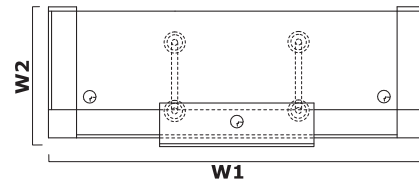
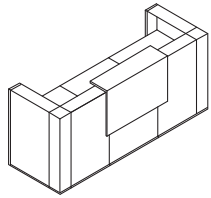
Symbol		Dimensions					kg m3 pcs	Composition elements
		W1	W2	D1	D2	H		
TRA117		1656	820			1090	86 kg 0.242 m3 5 pcs	TR1L+2xTR08+TR1P+NL41
TRA118		2056	820			1090	100 kg 0.266 m3 5 pcs	TR1L+2xTR10+TR1P+NL41
TRA119		2456	820			1090	108 kg 0.29 m3 5 pcs	TR1L+2xTR12+TR1P+NL41
TRA120		2856	820			1090	112 kg 0.314 m3 5 pcs	TR1L+2xTR14+TR1P+NL41

Extra charge						
Monitor shelf x1	Monitor shelf x 2					
X	X					
X	X					
X	X					



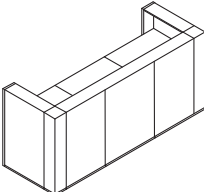
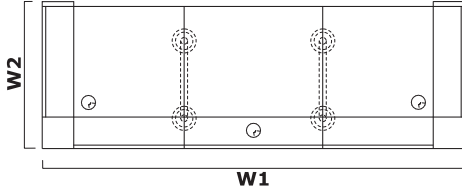
Symbol		Dimensions					kg m3 pcs	Composition elements
		W1	W2	D1	D2	H		
TRA42		1640	905			1159	99 kg 0.46 m3 8 pcs	TR4L+2xTR90+TR4P+TR99+NL41

Extra charge						



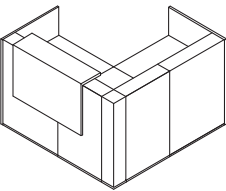
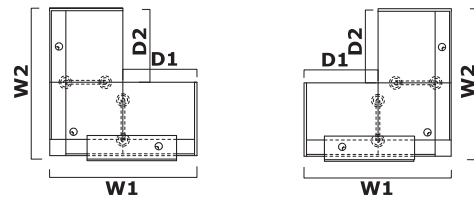
Symbol		Dimensions					kg m3 pcs	Composition elements
		W1	W2	D1	D2	H		
TRA21		2440	905			1159	126 kg 0.577 m3 10 pcs	TR4L+2xTR90+TR08+TR4P+TR99+2xNL41
TRA22		2640	905			1159	133 kg 0.59 m3 10 pcs	TR4L+2xTR90+TR10+TR4P+TR99+2xNL41
TRA23		2840	905			1159	137 kg 0.602 m3 10 pcs	TR4L+2xTR90+TR12+TR4P+TR99+2xNL41
TRA24		3040	905			1159	139 kg 0.614 m3 10 pcs	TR4L+2xTR90+TR14+TR4P+TR99+2xNL41

Extra charge						
Monitor shelf x1						
X						
X						
X						

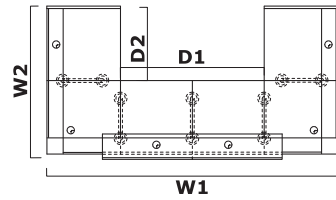
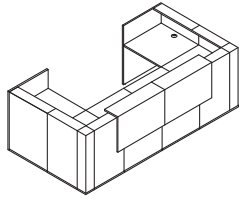
Symbol		Dimensions					kg m3 pcs	Composition elements
		W1	W2	D1	D2	H		
TRA121		2440	848			1090	109 kg 0.394 m3 9 pcs	TR4L+2xTR90+TR08+TR4P +2xNL41
TRA122		2640	848			1090	116 kg 0.406 m3 9 pcs	TR4L+2xTR90+TR10+TR4P +2xNL41
TRA123		2840	848			1090	120 kg 0.418 m3 9 pcs	TR4L+2xTR90+TR12+TR4P +2xNL41
TRA124		3040	848			1090	122 kg 0.43 m3 9 pcs	TR4L+2xTR90+TR14+TR4P +2xNL41

Extra charge						
Monitor shelf x1						
X						
X						
X						

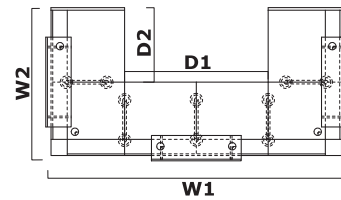
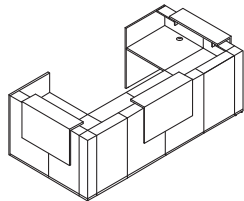
Symbol		Dimensions					kg m3 pcs	Composition elements
		W1	W2	D1	D2	H		
TRA25		1648	1648			1159	141 kg 0.586 m3 9 pcs	TR1L+TR08+TR90+TR08+TR1P +TR99+2xNL41
TRA26		1848	1648			1159	148 kg 0.598 m3 9 pcs	TR1L+TR08+TR90+TR10+TR1P +TR99+2xNL41
TRA27		2048	1648			1159	152 kg 0.611 m3 9 pcs	TR1L+TR08+TR90+TR12+TR1P +TR99+2xNL41
TRA28		2248	1648			1159	154 kg 0.623 m3 9 pcs	TR1L+TR08+TR90+TR14+TR1P +TR99+2xNL41

Extra charge						
Monitor shelf x1						
X						
X						
X						



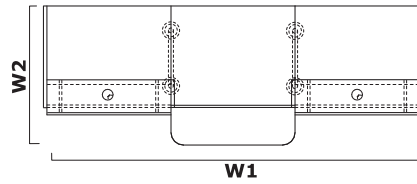
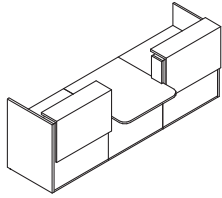
Symbol	Dimensions	kg	m3	pcs	Composition elements
TRA29	3240 1705	250	1.166	17	TR1L+2xTR08+2xTR90+2xTR08 +TR1P+2xTR99+5xNL41
TRA30	3640 1705	264	1.19	17	TR1L+2xTR08+2xTR90+2xTR10+TR1P+2xTR99+5xNL41
TRA31	4040 1705	272	1.214	17	TR1L+2xTR08+2xTR90+2xTR12+TR1P+2xTR99+5xNL41
TRA32	4440 1705	276	1.239	17	TR1L+2xTR08+2xTR90+2xTR14 +TR1P+2xTR99+5xNL41

Extra charge					
Monitor shelf x1	Monitor shelf x 2				
X	X				
X	X				
X	X				



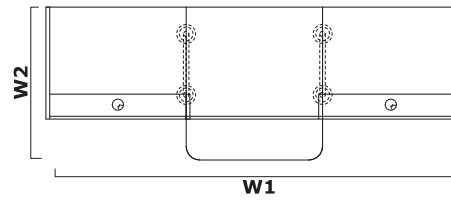
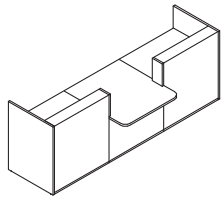
Symbol	Dimensions	kg	m3	pcs	Composition elements
TRA129	3354 1705	267	1.349	18	TR1L+2xTR08+2xTR90+2xTR08 +TR1P+3xTR99+5xNL41
TRA130	3754 1705	281	1.374	18	TR1L+2xTR08+2xTR90+2xTR10 +TR1P+3xTR99+5xNL41
TRA131	4154 1705	289	1.398	18	TR1L+2xTR08+2xTR90+2xTR12 +TR1P+3xTR99+5xNL41
TRA132	4554 1705	293	1.422	18	TR1L+2xTR08+2xTR90+2xTR14 +TR1P+3xTR99+5xNL41

Extra charge					
Monitor shelf x1	Monitor shelf x 2				
X	X				
X	X				
X	X				



Symbol		Dimensions					kg m3 pcs	Composition elements
		W1	W2	D1	D2	H		
TRA33		3056	1120			1159	169 kg 0.793 m3 11 pcs	TR1L+TR10+TR2P+TR11+TR2L +TR10+TR1P+2xTR99+2xNL41
TRA34		3456	1120			1159	177 kg 0.817 m3 11 pcs	TR1L+TR12+TR2P+TR11+TR2L +TR12+TR1P+2xTR99+2xNL41
TRA35		3856	1120			1159	181 kg 0.841 m3 11 pcs	TR1L+TR14+TR2P+TR11+TR2L +TR14+TR1P+2xTR99+2xNL41

Extra charge						
Monitor shelf x1	Monitor shelf x 2					
X	X					
X	X					
X	X					



Symbol		Dimensions					kg m3 pcs	Composition elements
		W1	W2	D1	D2	H		
TRA133		3056	1120			1090	135 kg 0.426 m3 9 pcs	TR12+TR10+TR2P+TR11+TR2L +TR10+TR1P+2xNL41
TRA134		3456	1120			1090	143 kg 0.451 m3 9 pcs	TR12+TR12+TR2P+TR11+TR2L +TR12+TR1P+2xNL41
TRA135		3856	1120			1090	147 kg 0.475 m3 9 pcs	TR12+TR14+TR2P+TR11+TR2L +TR14+TR1P+2xNL41

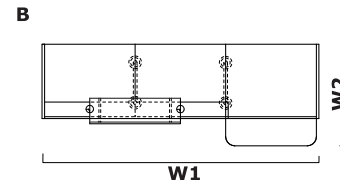
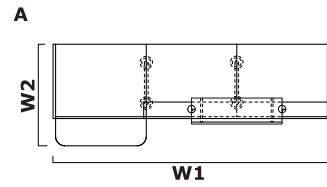
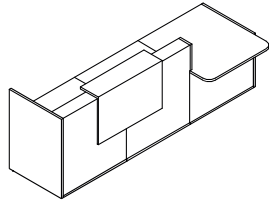
Extra charge						
Monitor shelf x1	Monitor shelf x 2					
X	X					
X	X					
X	X					

		A		B				
Symbol		Dimensions					kg m3 pcs	Composition elements
A	B	W1	W2	D1	D2	H		
TRA36L	TRA36P	2056	1120			1159	111.5 kg 0.467 m3 7 pcs	A - TR1L+TR10+TR2P+TR11+TR3P +TR99+NL41 B - TR3L+TR11+TR2L+TR10+TR1P +TR99+NL41
TRA37L	TRA37P	2256	1120			1159	115.5 kg 0.479 m3 7 pcs	A - TR1L+TR12+TR2P+TR11+TR3P +TR99+NL41 B - TR3L+TR11+TR2L+TR12+TR1P +TR99+NL41
TRA38L	TRA38P	2456	1120			1159	158.5 kg 0.587 m3 9 pcs	A - TR1L+TR14+TR2P+TR11+TR3P +TR99+NL41 B - TR3L+TR11+TR2L+TR14+TR1P +TR99+NL41

Extra charge						
Monitor shelf x1						
	X					
	X					
	X					

		A		B				
Symbol		Dimensions					kg m3 pcs	Composition elements
A	B	W1	W2	D1	D2	H		
TRA136L	TRA136P	2056	1120			1090	94.5 kg 0.283 m3 6 pcs	A - TR1L+TR10+TR2P+TR11+TR3P +NL41 B - TR3L+TR11+TR2L+TR10+TR1P +NL41
TRA137L	TRA137P	2256	1120			1090	98.5 kg 0.295 m3 6 pcs	A - TR1L+TR12+TR2P+TR11+TR3P +NL41 B - TR3L+TR11+TR2L+TR12+TR1P +NL41
TRA138L	TRA138P	2456	1120			1090	100.5 kg 0.308 m3 6 pcs	A - TR1L+TR14+TR2P+TR11+TR3P +NL41 B - TR3L+TR11+TR2L+TR14+TR1P +NL41

Extra charge						
Monitor shelf x1						
	X					
	X					
	X					



Symbol		Dimensions	kg	m3	pcs	Composition elements		
A	B						W1	W2
TRA39L	TRA39P	3056	1120			1159	145.5 kg 0.596 m3 9 pcs	A - TR1L+2xTR10+TR2P+TR11+TR3P+TR99+2xNL41 B - TR3L+TR11+TR2L+2xTR10+TR1P+TR99+2xNL41
TRA40L	TRA40P	3456	1120			1159	153.5 kg 0.62 m3 9 pcs	A - TR1L+2xTR12+TR2P+TR11+TR3P+TR99+2xNL41 B - TR3L+TR11+TR2L+2xTR12+TR1P+TR99+2xNL41
TRA41L	TRA41P	3856	1120			1159	157.5 kg 0.645 m3 9 pcs	A - TR1L+2xTR14+TR2P+TR11+TR3P+TR99+2xNL41 B - TR3L+TR11+TR2L+2xTR14+TR1P+TR99+2xNL41

Extra charge						
Monitor shelf x1	Monitor shelf x 2					
X	X					
X	X					
X	X					

